



FP7-313161

A holistic, scenario-independent, situation-awareness and guidance system for sustaining the Active Evacuation Route for large crowds

EVACUATE PROJECT WEBSITE

Deliverable Identifier: D.12.1
Delivery Date: 1st of July, 2013
Classification: Public
Editor: Marco Cosentino (Vitrociset S.p.A.)
Document version: 1.0 - 2013

Contract Start Date: April 1st, 2013
Duration: 48 months
Project coordinator: EXODUS S.A. (Greece)
Partners: EXO (GR), ASRS (ES), METB (ES), VITRO(IT)

**Project co-funded by the
European Commission under the
7th Framework Programme**



Document Control Page

Title	eVACUATE Project Website	
Editors	Name	Partner
	Marco Cosentino	Vitrociset S.p.A.
	Valeria Risuglia	Vitrociset S.p.A.
	Lorenzo Rossi	Vitrociset S.p.A.
Contributors	Name	Partner
	Vicente Serrulla	ASRS
	Eduardo Hernández	METB
Peer Reviewers	Name	Partner
	Dimitris Petrantonakis	EXO
	Pedro Garibi	INDRA
Format	Text - Ms Word	
Language	en-UK	
Work-Package	WP12	
Deliverable number	D.12.1	
Due Date of Delivery	1st of July 2013	
Actual Date of Delivery	2nd of July 2013	
Dissemination Level	One of the following: Public Restricted to other programme participants (including the Commission Services) Restricted to a group specified by the consortium (including the Commission Services) Confidential, only for members of the consortium (including the Commission Services)	
Rights	eVACUATE Consortium	
Audience	<input checked="" type="checkbox"/> public <input type="checkbox"/> restricted <input type="checkbox"/> internal	
Date	02/07/2013	
Revision	none	
Version	1.0	
Edited by	Marco Cosentino, Valeria Risuglia, Lorenzo Rossi	
Status	<input type="checkbox"/> draft <input checked="" type="checkbox"/> Consortium reviewed <input checked="" type="checkbox"/> WP leader accepted <input checked="" type="checkbox"/> Project coordinator accepted	

Revision History

Version	Date	Description and comments	Edited by
0.1	28/06/2013	1 st Draft	VITRO
0.2	28/06/2013	Reviewed Version	VITRO, EXO
0.3	01/07/2013	Reviewed Version	VITRO, EXO
1.0	02/07/2013	Final Version	VITRO

Table of Contents

Executive summary	6
1. Introduction.....	7
2. Network Infrastructure	8
2.1 Running	8
2.2 Hosting.....	8
3. Web site structure	9
3.1 Home Page	9
3.2 Project.....	10
3.2.1 Project Background	10
3.3 Reporting	11
3.3.1 Public Deliverables	11
3.3.2. Milestones	12
3.4 Partners	13
3.5 Publications.....	14
3.6 News and events.....	14
3.7 Contacts.....	15
3.8 Member's Area	15
4. Updating the eVACUATE web site	16
Annex A References & Relevant Readings	17
Annex B List of Acronyms.....	18

Table of Figures

Figure 1: Web server infrastructure block diagram	8
Figure 2: eVACUATE Homepage	10
Figure 3: Cookie Control.....	10
Figure 4: Project Page	11
Figure 5: Public Deliverables	12
Figure 6: eVACUATE Project Milestones	12
Figure 7: eVACUATE Partners.....	13
Figure 8: EXUS S.A Profile	14
Figure 9: News and events webpage	15
Figure 10: Contacts webpage.....	15
Figure 11: Login box.....	16
Figure 12: Add content form.....	16

Executive summary

This document deals with the realization of the public eVACUATE project web site, which is the objective of the Task T12.1.2 (*Web-based dissemination*) scheduled in the Work Package 12 (*Dissemination/exploitation activities*).

The objectives of WP12 are defined according to two different axes of the promotion of the project activities and the way to use its relative achievements. Those two axes refer to dissemination, which includes activities mainly during the project duration, and exploitation referring to the use of results beyond the end of the project. The main goals are the following:

- Establishing systematic channels and means for disseminating the project objectives, activities, progress and technological outcomes to the eVACUATE stakeholders;
- Facilitating the collaboration, synergy and information exchange between partners (internal dissemination);
- Ensuring the alignment of the project activity with calendar events of relevant EU programmes & initiatives;
- Sharing the technical results of the project with the international scientific community, interested to the topics that eVACUATE Project is dealing with, in order to promote the research and receive useful feedback from other scientists and International Communities;
- Promoting, where applicable, the familiarization and use of tools, technologies, deliverables and other results of the project to the stakeholders' community of eVACUATE project.

Regarding to the exploitation objectives, the main goals include:

- Definition of the vision of using the project outcome and create relative awareness within Civil Protection, administrations and Security organizations throughout the Member States of the European Union;
- Development of the strategic approach, definition of the appropriate business plan and elaboration of a suitable market model which can support the perspective of commercializing the project results.
- Preparing support products, including documentation, in a form that can be understandable and accepted by potential users, help in technology transfer and provide necessary advices and support.

Within Task T12.1.2 all the activities linked to the dissemination of the project objectives, its results and scheduled events are highly served by web-based means and mechanisms. Following this rationale, a project website has been developed in view of disseminating project outcomes including project objectives and background, significant achievements, technology news, consortium contacts, scientific publications and presentations, etc. eVACUATE reference pages in the web site of eVACUATE partners organizations will be included while additional links to the European commission webpage and the Seventh Framework Programme will be also available in the home page. **The website will be maintained and updated in a regular basis during the project lifetime.**

1. Introduction

This document is focused on presenting the developed eVACUATE website and its main functionalities and it is divided into three main parts.

The first part presents the network infrastructure used for hosting and running the website while in the second part there is a detailed description of the content and features of the eVACUATE web site. Finally the third part presents at a glance the procedures for maintaining and updating the content of eVACUATE website.

The eVACUATE web site is available at the following URL: www.evacuate.eu

2. Network Infrastructure

2.1 Running

The machine in which the eVACUATE website is hosted is an Intel Xeon E-5@2.40 GHz with 8 GB RAM. The web portal is running on Apache HTTPD server 2.2.15 with MySQL 14.14 and PHP 5.3.3 support and is compatible with all available web browsers (Internet explorer, Mozilla firefox, Google chrome, etc.). The overall system is installed and configured on an up-to date CentOS 6.0 Linux distribution.

The open source Content Management System (CMS) Drupal 7.22 [1] was used to build the site with a custom front-end created by the eVACUATE consortium. A block diagram of the server configuration is depicted in Figure 1.

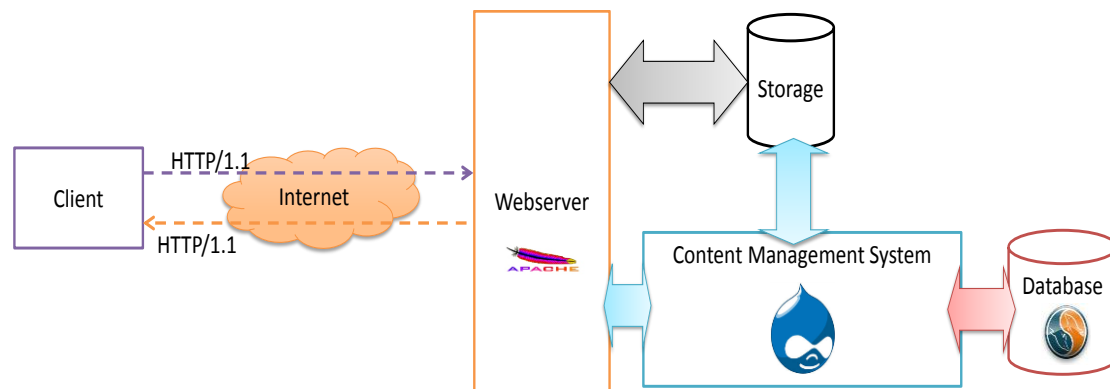


Figure 1: Web server infrastructure block diagram

The clients can connect to the web server using HTTP/1.1 protocol. Apache handles all the requests and generates relative messages to Drupal or retrieves directly from storage the requested content. Drupal stores its internal data (e.g., HTML content) in the MySQL database.

2.2 Hosting

The eVACUATE web site is hosted and located in Vitrociset's premises on a dedicated server.

3. Web site structure

The website structure is split into the following pages:

- **Home**
- **Project**
 - Background – Project information
- **Reporting**
 - Public deliverables
 - Project Milestones
- **Partners** – Profile of each partner's organization of eVACUATE consortium
- **Publications Page**
 - Articles – list of publications from partners
 - Reports – list of reports from partners
- **News and events**
 - Seminars – Dissemination of any seminars given by partners
 - Workshops – information regarding workshops setup by partners
 - Meetings – Dissemination about project meetings
- **Contacts**
- **Member's area**
- **Login** (maintaining and updating the content of the website)

3.1 Home Page

Home page aims to provide an overview of the eVACUATE project including the main goals and objectives that will be obtained within eVACUATE project. Moreover, this page is constantly updated with the news regarding forthcoming events, meetings, workshops etc. of the project.

The page consists of a main menu which helps users to navigate through the rest of the website pages and a slideshow which represents the four demonstration pilots of the projects (See Figure 2).

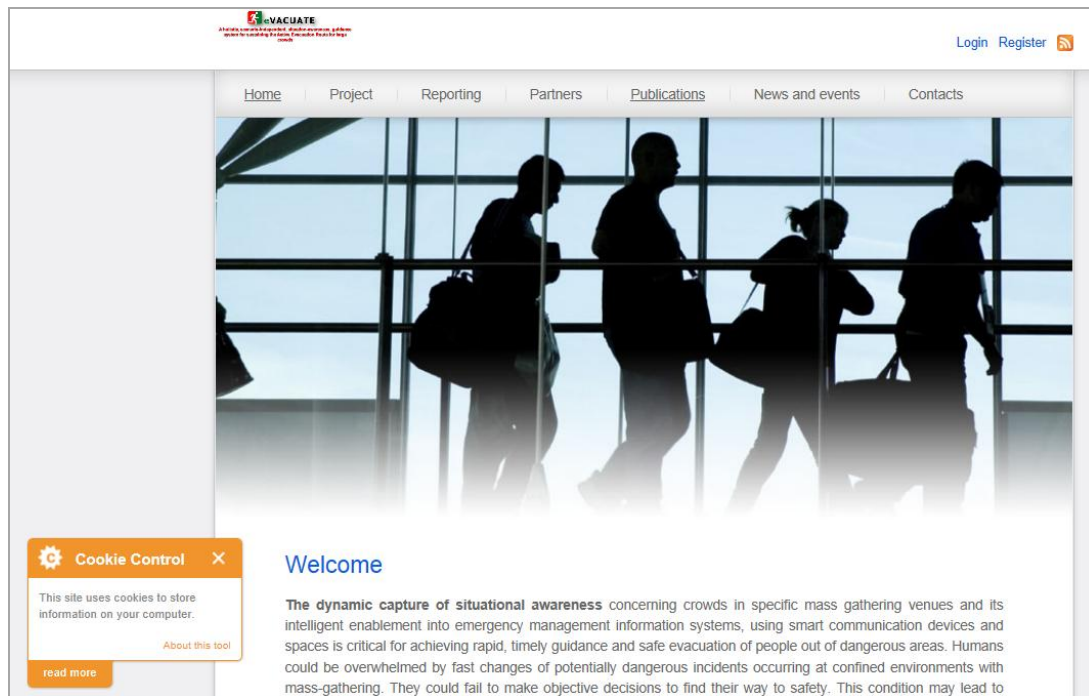


Figure 2: eVACUATE Homepage

As the European Commission Directive on the Privacy and Electronic Communications (2003) foreseen, in the eVACUATE homepage a cookie control box appears. The Regulation defines a cookie as a small file, typically of letters and numbers, downloaded on to a device when the user accesses certain websites. Cookies are then sent back to originating website on each subsequent visit. Cookies are useful because they allow a website to recognize a user's device (See Figure 3)

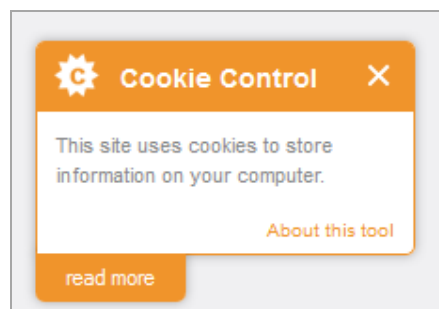


Figure 3: Cookie Control

3.2 Project

This page illustrates the main administrative information related to the project.

3.2.1 Project Background

This is the Identification Card (ID) of the project. It consists of information related to the eVACUATE project, such as the contract number, the project full title, the total man power indicated in the project, the duration of eVACUATE project, as well as

information about the Project Officer ,the Project Coordinator and the Technical Project Coordinator (See Figure 4).

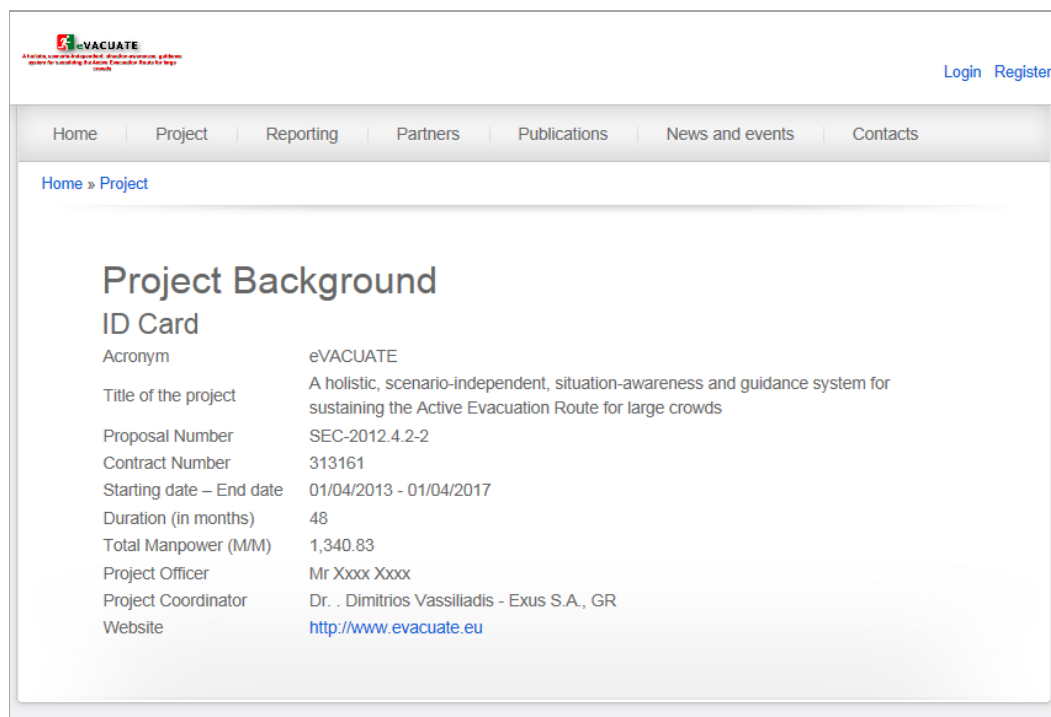


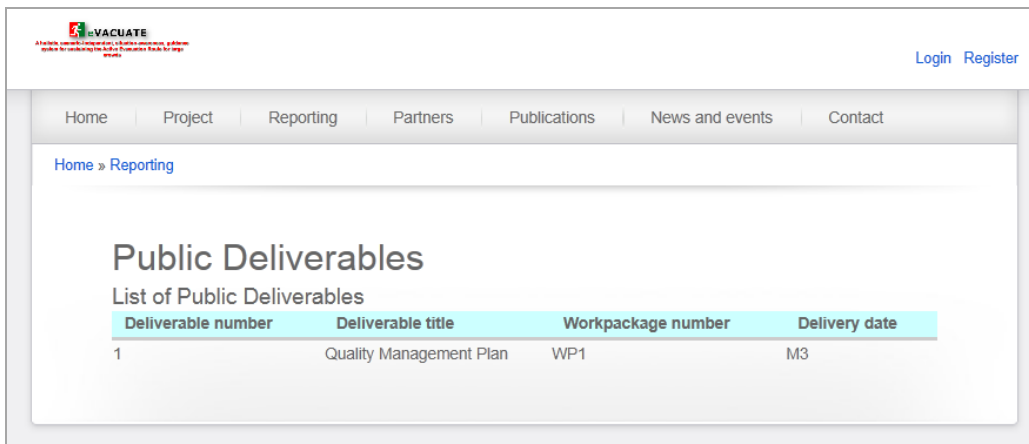
Figure 4: Project Page

3.3 Reporting

This page consists of deliverables and milestones that are included in the eVACUATE project.

3.3.1 Public Deliverables

In this page, the consortium will upload those deliverables of the project that are public available for dissemination purposes. The deliverables are listed and categorized based on the work package they belong to while indicating the month at which each deliverable is due for submission to the European Commission. This section will be continuously updated until the end of the project (See Figure 5). Deliverables that are not public will be stored in the Member's Area for internal communication and information exchange between the members of the eVACUATE consortium.



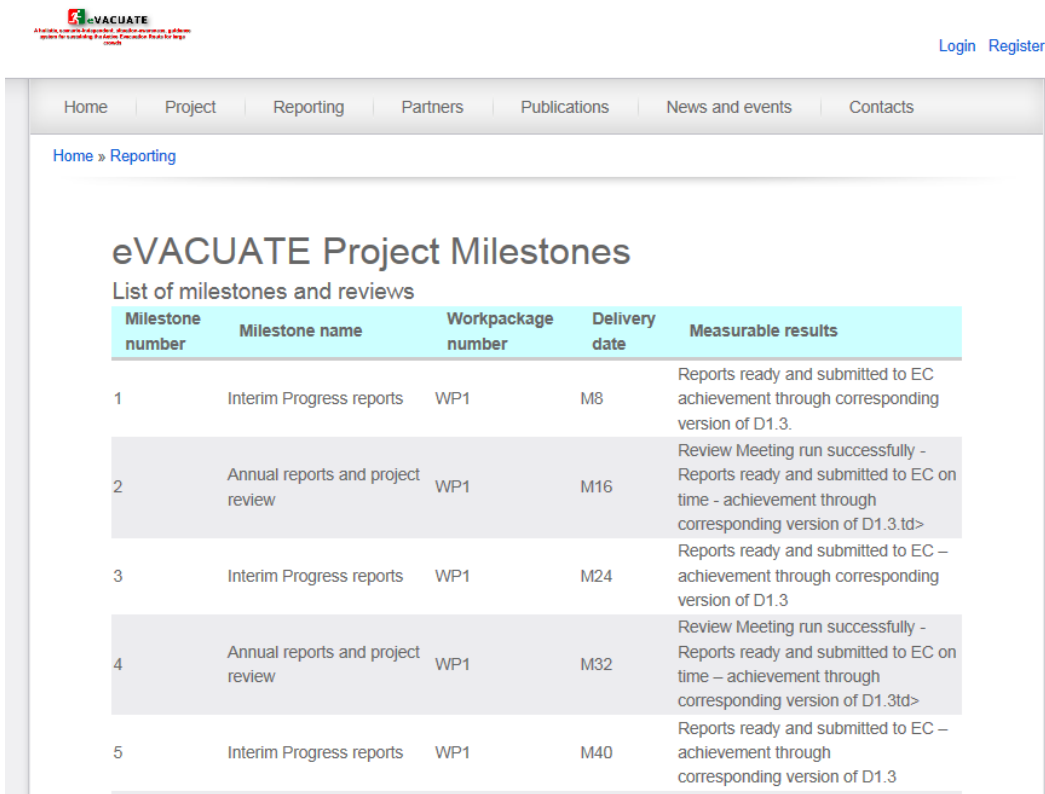
The screenshot shows the eVACUATE Project website. The header includes the eVACUATE logo and navigation links: Home, Project, Reporting, Partners, Publications, News and events, and Contact. The breadcrumb trail is Home » Reporting. The main heading is "Public Deliverables" with the subtitle "List of Public Deliverables". Below this is a table with four columns: Deliverable number, Deliverable title, Workpackage number, and Delivery date.

Deliverable number	Deliverable title	Workpackage number	Delivery date
1	Quality Management Plan	WP1	M3

Figure 5: Public Deliverables

3.3.2. Milestones

This section presents and explains the most important milestones that should be reached within eVACUATE. Following the main rationale with the Public deliverables page, the milestones are also categorized according to their delivery date and the work package that they refer to. (See Figure 6).



The screenshot shows the eVACUATE Project website. The header includes the eVACUATE logo and navigation links: Home, Project, Reporting, Partners, Publications, News and events, and Contacts. The breadcrumb trail is Home » Reporting. The main heading is "eVACUATE Project Milestones" with the subtitle "List of milestones and reviews". Below this is a table with five columns: Milestone number, Milestone name, Workpackage number, Delivery date, and Measurable results.

Milestone number	Milestone name	Workpackage number	Delivery date	Measurable results
1	Interim Progress reports	WP1	M8	Reports ready and submitted to EC achievement through corresponding version of D1.3.
2	Annual reports and project review	WP1	M16	Review Meeting run successfully - Reports ready and submitted to EC on time - achievement through corresponding version of D1.3.
3	Interim Progress reports	WP1	M24	Reports ready and submitted to EC – achievement through corresponding version of D1.3
4	Annual reports and project review	WP1	M32	Review Meeting run successfully - Reports ready and submitted to EC on time – achievement through corresponding version of D1.3.
5	Interim Progress reports	WP1	M40	Reports ready and submitted to EC – achievement through corresponding version of D1.3

Figure 6: eVACUATE Project Milestones

3.4 Partners

The eVACUATE partners webpage provides information about the members of the eVACUATE consortium (See Figure 7).




Figure 7: eVACUATE Partners

For each partner the official logo of its organization, a brief summary of their company's profile, as well as the link to its corresponding web site is provided. (See Figure 8).

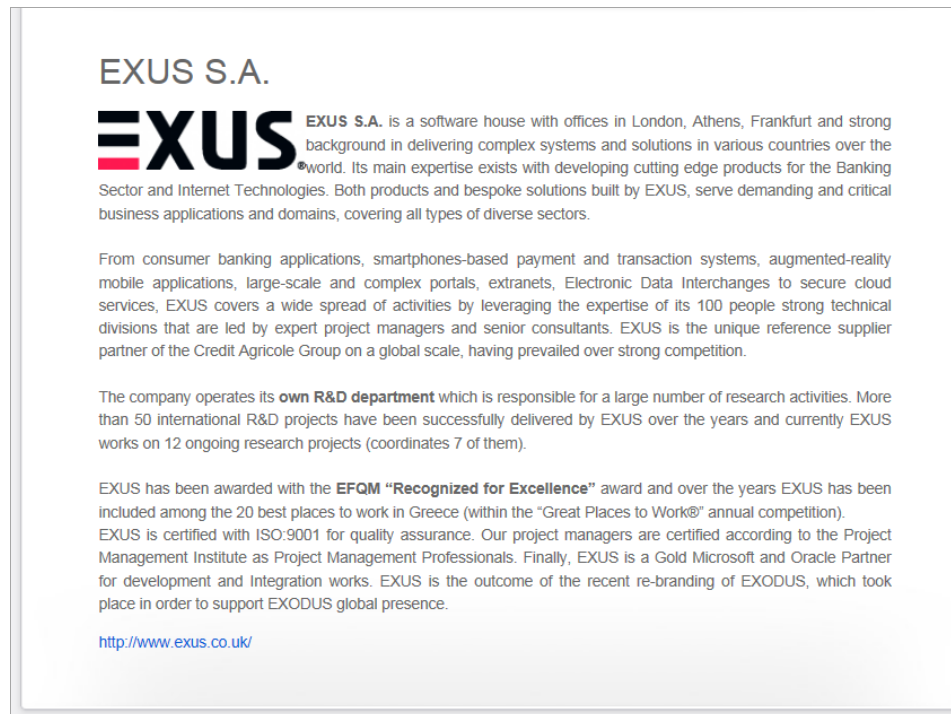


Figure 8: EXUS S.A Profile

3.5 Publications

The "Publications" area contains a list of publications that are generated within the frames of eVACUATE project. The publications are classified in five categories, namely "Articles", "Scientific Journals", "Scientific Presentations", "Multimedia" and "Other Publications". At the moment of writing this report they are empty, due to the fact that the project has just started, but will grow as the project evolves and will be continuously updated until the end of the project.

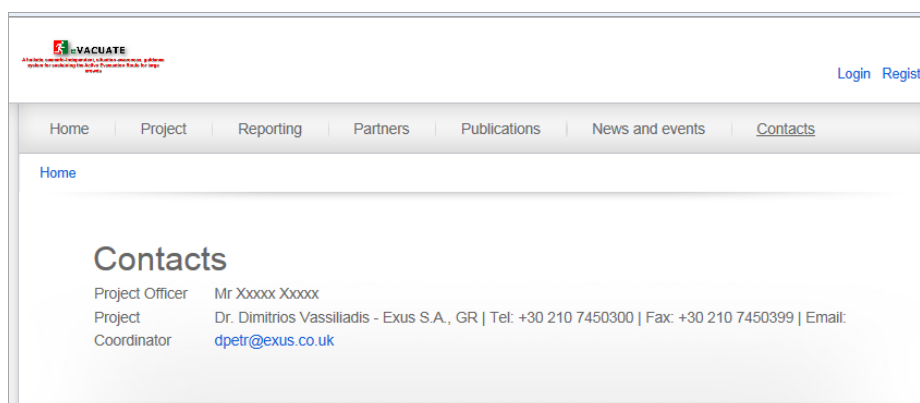
3.6 News and events

This section is used to keep the potential website users up to date concerning all the news and events related to the project, such as Project meetings, workshops, seminars, events and conferences (See Figure 9). This page will be continuously updated until the end of the project.

**Figure 9: News and events webpage**

3.7 Contacts

The section contact is dedicated to the contact's information (i.e. telephone number and e-mail address of The Project Officer and the Project Coordinator (See Figure 10)).

**Figure 10: Contacts webpage**

3.8 Member's Area

The "Members Area" section of the web site can be accessed only by the partners of the eVACUATE project. The eVACUATE members' area is based on Microsoft SharePoint Collaboration Environment [2]. The area is compatible with all available Internet browsers (Internet explorer, Mozilla Firefox, Google Chrome, etc.) All partners have a unique account which can be used to login to the SharePoint Collaborative space and download/ upload the deliverables, presentations or other files which are restricted to the public area. This section will also be continuously updated until the end of the project.

4. Updating the eVACUATE web site

The contents of the eVACUATE web site can be easily updated using a web browser. In order to obtain that, an administrator account is required. Those users who have administrator rights will be able to access website content by entering their credentials (username and password). In order to obtain that at the top of the page there is the Log in box for accessing to the website as Administrator (See Figure 11).

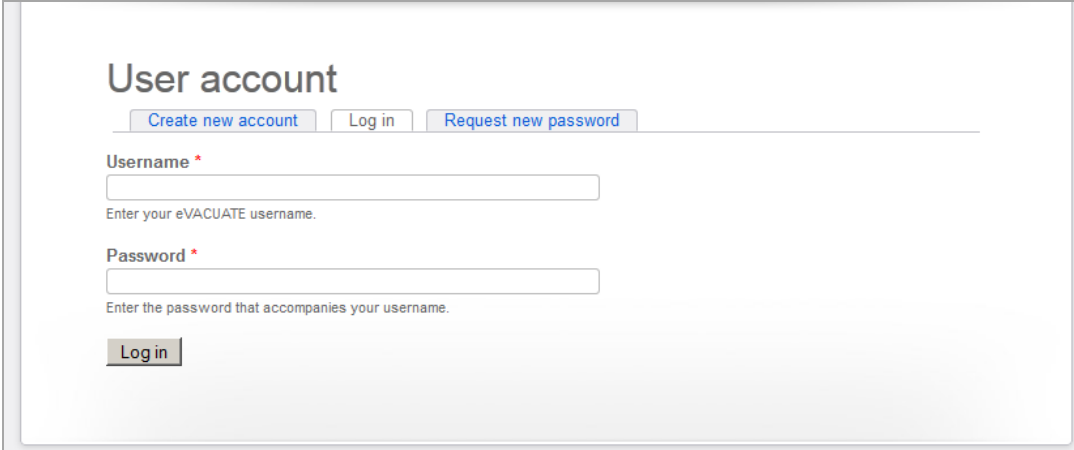
The image shows a 'User account' login form. At the top, there are three links: 'Create new account', 'Log in', and 'Request new password'. Below these, there are two input fields: 'Username *' and 'Password *'. The 'Username' field has a placeholder text 'Enter your eVACUATE username.' and the 'Password' field has a placeholder text 'Enter the password that accompanies your username.' Below the password field is a 'Log in' button.

Figure 11: Login box

After being authenticated, it will appear a menu links with all available features. To **edit or add** the content of a page, users can use the Add Content button from Content menu (see Figure 12), and afterwards they will be able to choose the type of page they want to create.

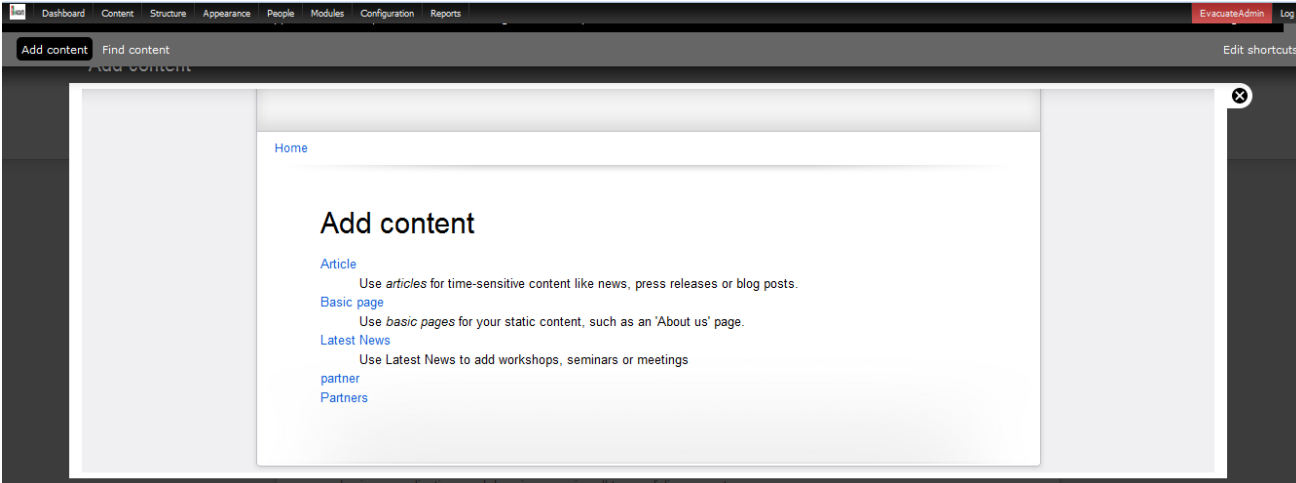
The image shows a screenshot of the eVACUATE web application interface. At the top, there is a navigation bar with links: Dashboard, Content, Structure, Appearance, People, Modules, Configuration, Reports, and a user profile 'EvacuateAdmin' with a 'Log out' link. Below the navigation bar, there is a 'Content' menu with 'Add content' and 'Find content' options. The 'Add content' form is displayed, showing a list of content types: Article, Basic page, Latest News, partner, and Partners. Each type has a brief description: 'Article' (Use articles for time-sensitive content like news, press releases or blog posts.), 'Basic page' (Use basic pages for your static content, such as an 'About us' page.), 'Latest News' (Use Latest News to add workshops, seminars or meetings), 'partner' (Use Latest News to add workshops, seminars or meetings), and 'Partners' (Use Latest News to add workshops, seminars or meetings).

Figure 12: Add content form

Currently, the content of the web site is updated by Vitrociset and the Project Coordinator, EXUS.

Annex A References & Relevant Readings

[1] <https://drupal.org/>

[2] <http://office.microsoft.com/en-us/sharepoint/sharepoint-2013-overview-collaboration-software-features-FX103789323.aspx>

Annex B List of Acronyms

Acronym	Meaning
ID	Identification Card
CMS	Content Management System